

GROWTH INVEST



Platform Guide Series - Client Edition

A GUIDE TO NOTIFICATIONS

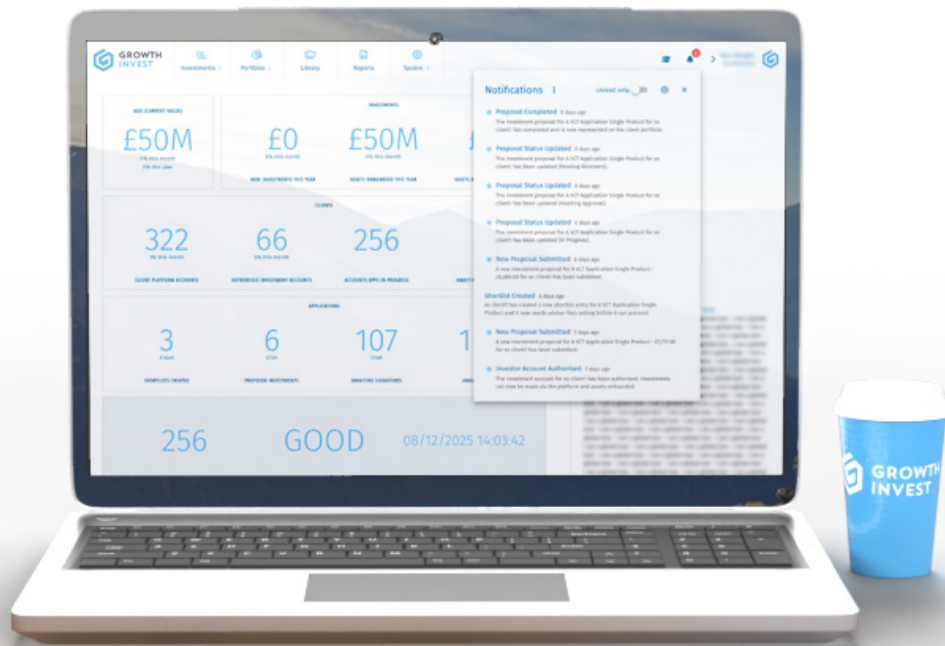
INTRODUCTION

Staying informed is an important part of managing your investments. GrowthInvest notifications help keep you up to date with key activity on your account, so you can quickly understand what's happening and take action where needed.

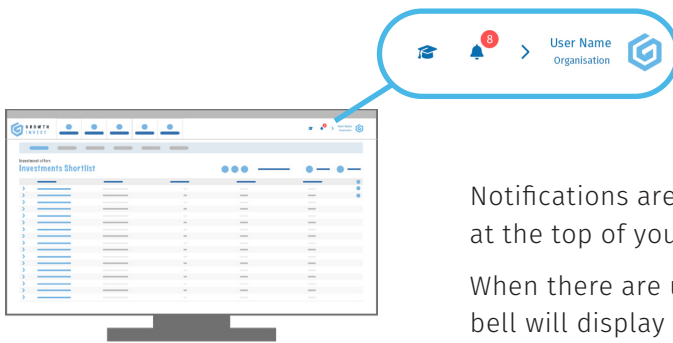
Notifications provide timely alerts about important updates, such as new documents, investment activity, or changes that may require your attention.

These notifications are designed to highlight the actions that matter most to you as an investor, helping you stay in control of your portfolio and up to date with your investments. We will also continue to introduce additional notification types over time to further enhance your experience.

In short, notifications enable you to stay informed and proactive, from new investments through to ongoing reporting.




VIEWING YOUR NOTIFICATIONS



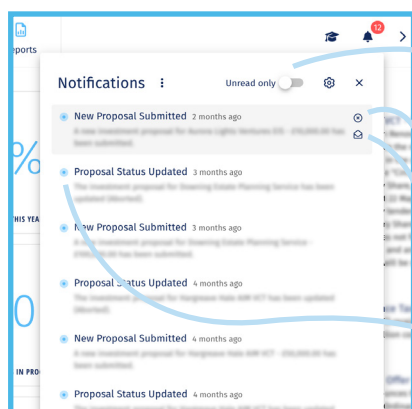
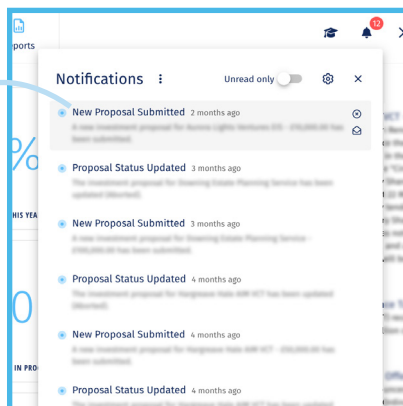
Notifications are located under the **bell icon** at the top of your screen.

When there are unread notifications, the bell will display a red circle with a number showing how many updates are waiting for you.



Clicking the bell opens your notifications list, where you can review recent activity

Selecting a notification will mark it as read and take you directly to the relevant page or document, so you can easily find more information.



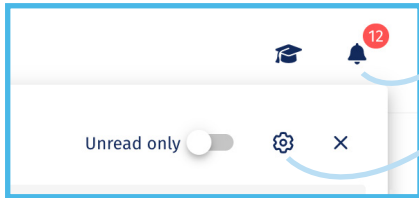
You can also:

- Use the **toggle** to view only unread notifications or your full notification history
- Remove* a notification by clicking the **X icon** (hover to reveal)
- Mark a notification as read without opening it by clicking the **envelope icon** (hover to reveal) or the **blue dot**

***Please note:** once a notification is removed, it is permanently deleted and cannot be recovered.

MANAGING YOUR NOTIFICATION PREFERENCES

You can customise your notification settings to suit how you prefer to stay informed.



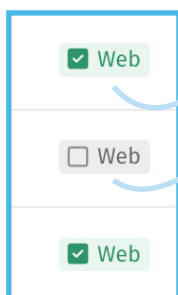
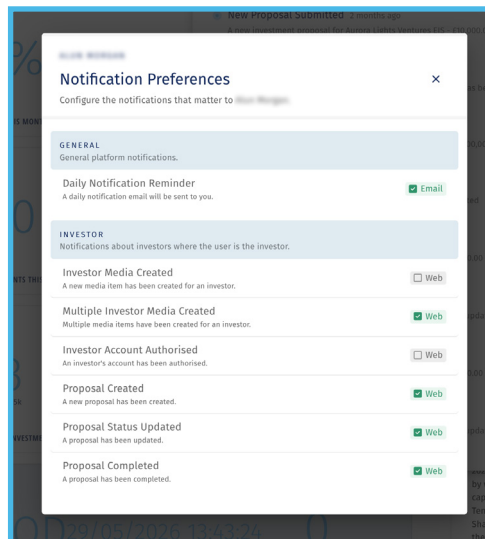
To update your preferences:

- Click the **bell icon**
- Then select the **settings (cog) icon**

From here, you can choose whether to receive:

- **Web** notifications within the platform
- **Email** notifications
- Or both (where applicable)

In-platform notifications appear instantly when you log in, while email notifications provide a daily summary of any unread alerts.



Check/un-check to opt in or out of specific notifications:

- A **green ticked box** means you are **opted in**
- A **grey unticked box** means you are **opted out**

You can update your preferences at any time to match your needs.

EMAIL NOTIFICATIONS

Email notifications are sent once per day at **8am**, but only if you have unread notifications from the previous 24 hours.

For security reasons, these emails do not include full details of the activity. Instead, they prompt you to log in and view more information securely on the platform.

If notifications remain unread, you will not receive additional reminder emails the following day, helping to avoid unnecessary duplication.

LOOKING AHEAD

Notifications are an evolving feature on GrowthInvest, and we will continue to introduce new options to support you.

If you have any questions or feedback, please contact our Client Services team at: clientservices@growthinvest.com.



GrowthInvest
Warnford Court
29 Throgmorton Street
London
EC2N 2AT

clientservices@growthinvest.com

0300 303 0037

GrowthInvest Platform is a trading name of EIS Platforms Limited which is a company registered in England and Wales, number 08018312.

EIS Platforms Limited (FRN: 694945) is an appointed representative of Sapphire Capital Partners LLP (FRN:565716) which is authorised and regulated by the Financial Conduct Authority in the UK.

